



Choose country from the dropdown list to customise view

Country LUXEMBOURG

<p><b>0.6bn</b></p> <p>cigarettes consumed</p> <p>↓</p> <p>0.0bn on 2017</p>	<p><b>0.0bn</b></p> <p>C&amp;C cigarettes consumed</p> <p>↑</p> <p>0.0bn on 2017</p>	<p><b>1.0%</b></p> <p>of total consumption was C&amp;C</p> <p>↑</p> <p>0.6%pts on 2017</p>	<p><b>€1m</b></p> <p>total tax revenue lost from C&amp;C</p> <p>→</p> <p>1m on 2017</p>
--	--	--	---

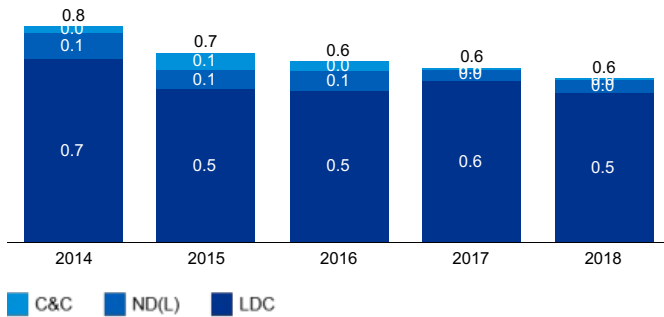
Luxembourg had the lowest level of C&C in the study in 2018, indicative of its lower price point compared to all neighbouring markets, and its small size reducing its attractiveness for organised smuggling.

Luxembourg is predominantly an outflow market. The largest outflow continues to be to France, which is the highest priced country in the immediate vicinity.

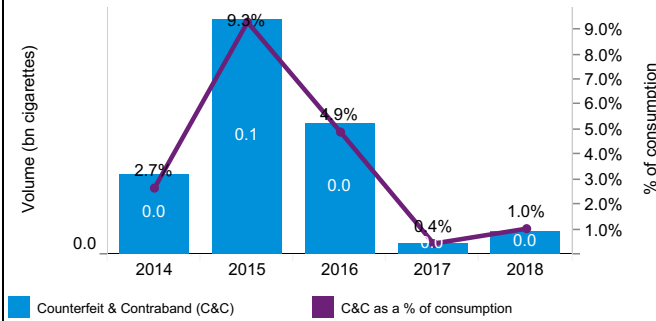
Two regions were sampled in 2018, Luxembourg City and Esch-Sur-Alzette.

Total consumption continued its long term decline in 2018.

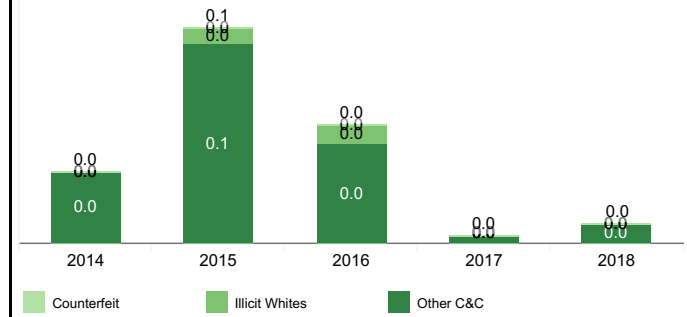
Total consumption, 2014-18 (bn cigarettes)



Manufactured cigarette C&C volumes and share of overall cigarette consumption, 2014-2018



C&C breakdown by type, 2014-2018 (bn cigarettes)



Notes: (1) Luxembourg LDS total was taken from the Luxembourg Ministry of Finance  
Sources: KPMG EU flows model 2014-2018; travel data taken from World Travel Organisation statistics

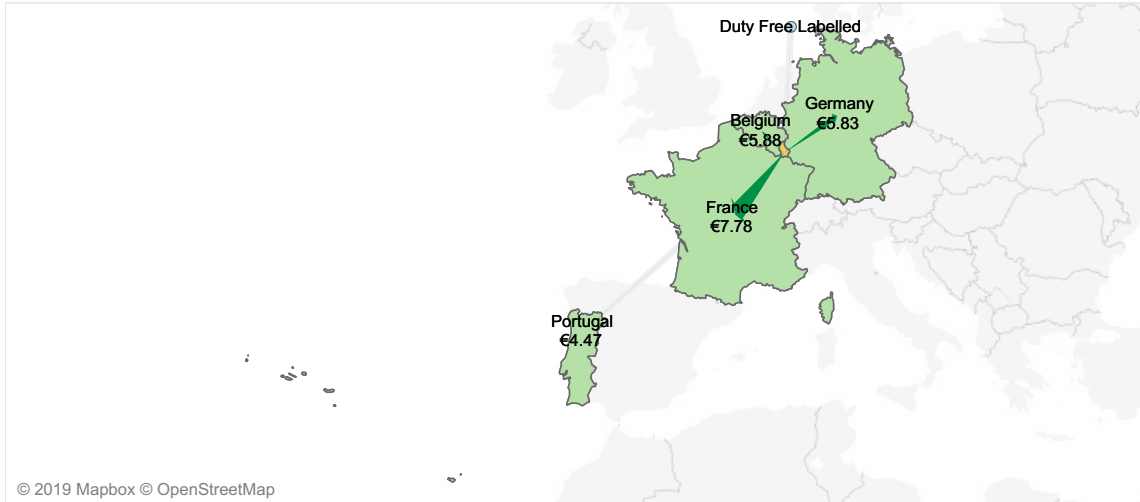


Choose country and flow type from the dropdown list to customise view

Country LUXEMBOURG

## Key Inflows and Outflows from LUXEMBOURG, 2018 (bn cigarettes)

Weighted average price in LUXEMBOURG: €4.60 (-0.05% change from 2017)



Map shows major flows. Countries which are both a source and a destination are coded according to the larger flow.

### Flow Colours

■ Inflow to Country of Study

■ Outflow from Country of Study

### Country Colours

■ Country of Study

■ Destination

■ Source

### Country label format:

Country Name  
(Average price per pack)

## Breakdown of Total Consumption, 2014-2018 (bn cigarettes)

	2014	2015	2016	2017	2018
Legal Domestic Sales (LDS)	3.39	2.84	2.81	2.90	3.00
Outflows	-2.74	-2.30	-2.28	-2.32	-2.47
Legal Domestic Consumption (LDC)	0.65	0.54	0.53	0.58	0.53
Non-Domestic Legal (ND(L))	0.09	0.07	0.07	0.04	0.04
Counterfeit & Contraband (C&C)	0.02	0.06	0.03	0.00	0.01
Total Non-Domestic	0.11	0.14	0.10	0.04	0.05
<b>Total Consumption</b>	<b>0.76</b>	<b>0.68</b>	<b>0.64</b>	<b>0.62</b>	<b>0.58</b>

## Total inflows by country, 2014-2018 (bn cigarettes)

	2014	2015	2016	2017	2018
France	0.03	0.02	0.01	0.01	0.01
Germany	0.02	0.01	0.01	0.01	0.01
Duty Free Labelled	0.01	0.02	0.01	0.00	0.01
Belgium	0.02	0.02	0.01	0.01	0.01
Portugal	0.00	0.01	0.01	0.00	0.00
Other	0.02	0.05	0.05	0.02	0.01
<b>Total Inflows</b>	<b>0.11</b>	<b>0.14</b>	<b>0.10</b>	<b>0.04</b>	<b>0.05</b>

## Total outflows by country, 2014-2018 (bn cigarettes)

	2014	2015	2016	2017	2018
France	-1.11	-0.93	-0.84	-1.09	-1.15
To Non-eu	0.00	0.00	0.00	0.00	-0.41
Germany	-0.48	-0.31	-0.48	-0.34	-0.33
Belgium	-0.25	-0.17	-0.13	-0.09	-0.10
Netherlands	-0.05	-0.04	-0.04	-0.03	-0.04
Other	-0.86	-0.85	-0.79	-0.77	-0.44
<b>Total Outflows</b>	<b>-2.74</b>	<b>-2.30</b>	<b>-2.28</b>	<b>-2.32</b>	<b>-2.47</b>



Notes: (1) Luxembourg LDS total was taken from the Luxembourg Ministry of Finance  
Sources: KPMG EU flows model 2014-2018; travel data taken from World Travel Organisation statistics



# LUXEMBOURG

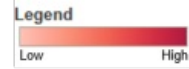
Hover here to view any country-specific adjustments

Select country and type to customise view

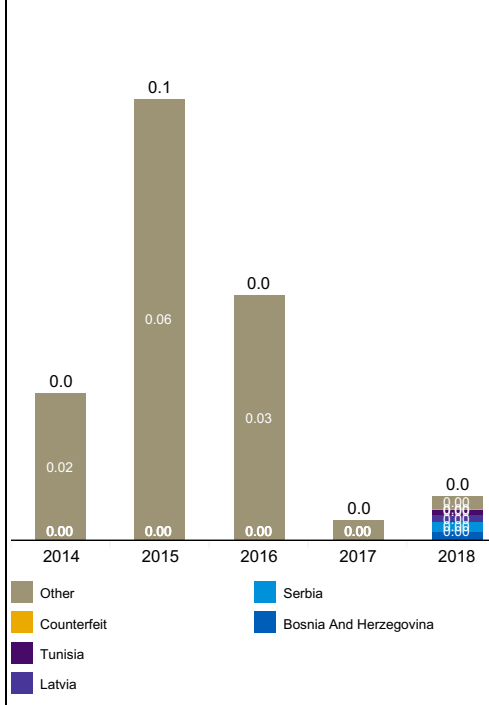
Country  
LUXEMBOURG

Type  
C&C

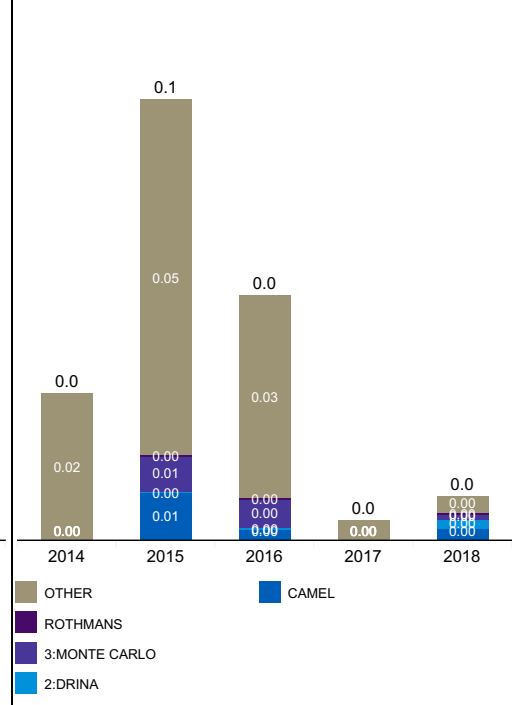
## C&C% by region



## C&C by country of origin, 2014-2018 (bn cigarettes)



## C&C by brand, 2014-2018 (bn cigarettes)



Notes: (1) Luxembourg LDS total was taken from the Luxembourg Ministry of Finance  
Sources: KPMG EU flows model 2014-2018; travel data taken from World Travel Organisation statistics



# LUXEMBOURG

Hover here to view any country-specific adjustments

Select country and type to customise view

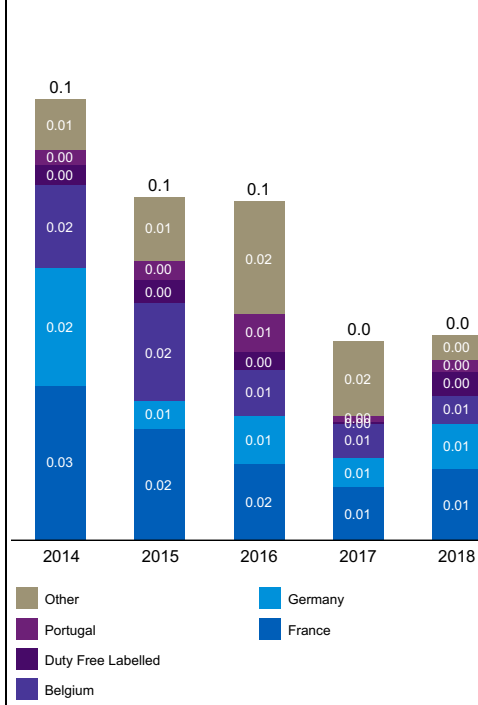
Country  
LUXEMBOURG

Type  
ND(L)

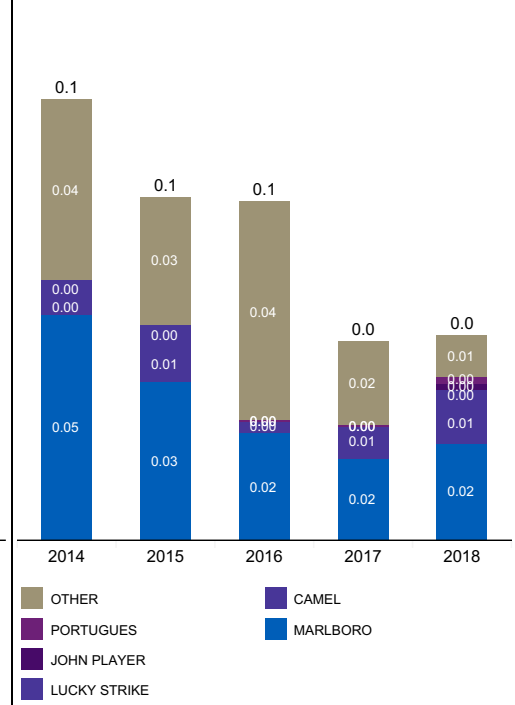
### ND(L)% by region



### ND(L) by country of origin, 2014-2018 (bn cigarettes)



### ND(L) by brand, 2014-2018 (bn cigarettes)



Notes: (1) Luxembourg LDS total was taken from the Luxembourg Ministry of Finance  
Sources: KPMG EU flows model 2014-2018; travel data taken from World Travel Organisation statistics